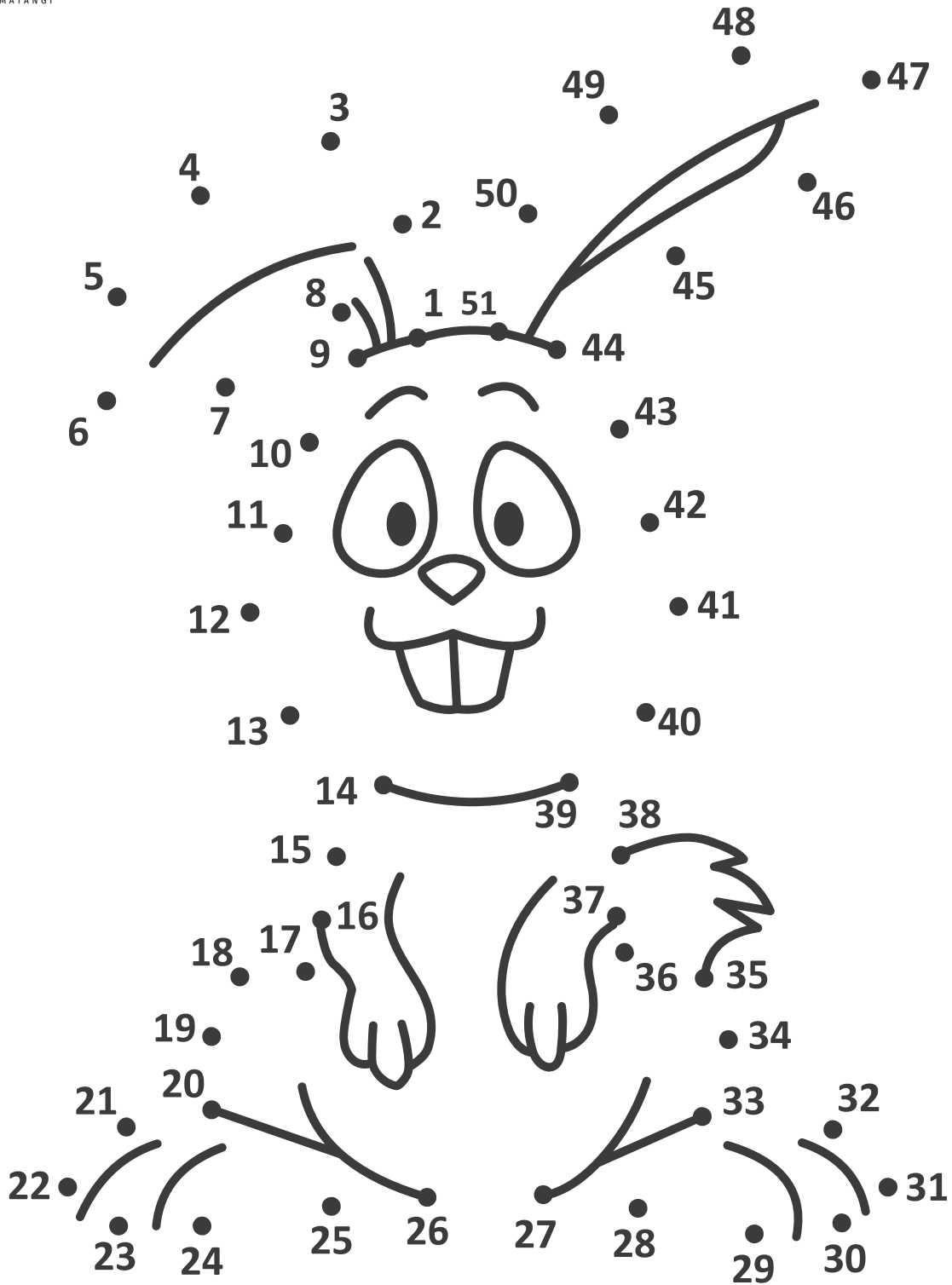



DOT TO DOT

Purposeful
Toys WITH RYLEE MATANGI




EASTER EGG

Coloring




EASTER EGG

Coloring




EASTER EGG

Coloring




MAKE AN EASTER BASKET!

1. Print this page on cardstock and color the drawings.
2. Cut the basket by following the solid lines.
3. Then, fold following the dotted lines.
4. Glue the sides of the basket together.
5. Then, staple the handle to the basket. (Be careful!)
6. Fill your basket with Easter goodies!




Purposeful
Toys
WITH RYLEE
MATANGI



Easter Bunny

Draw patterns on the bunny then color in your favorite colors.





THE SECRET ANIMAL




Color the squares according to the instruction and discover the secret animal.

1 = Pink 2 = Brown 3 = Blue 4 = Green





| | | | | | | | | | |
|---|---|---|---|---|---|---|---|---|---|
| 3 | 3 | 3 | 3 | 3 | 3 | 3 | 3 | 3 | 3 |
| 3 | 3 | 1 | 3 | 3 | 3 | 3 | 1 | 3 | 3 |
| 3 | 1 | 2 | 1 | 3 | 3 | 1 | 2 | 1 | 3 |
| 3 | 1 | 2 | 1 | 3 | 3 | 1 | 2 | 1 | 3 |
| 3 | 1 | 2 | 1 | 3 | 3 | 1 | 2 | 1 | 3 |
| 3 | 3 | 1 | 1 | 1 | 1 | 1 | 1 | 3 | 3 |
| 3 | 3 | 1 | 1 | 1 | 1 | 1 | 1 | 3 | 3 |
| 3 | 3 | 1 | 1 | 1 | 1 | 1 | 1 | 3 | 3 |
| 3 | 3 | 1 | 1 | 1 | 1 | 1 | 1 | 3 | 3 |
| 4 | 4 | 4 | 1 | 1 | 1 | 1 | 4 | 4 | 4 |
| 4 | 4 | 4 | 4 | 1 | 1 | 4 | 4 | 4 | 4 |
| 4 | 4 | 4 | 4 | 4 | 4 | 4 | 4 | 4 | 4 |

EASTER TRACING LINES

Help the Easter bunnies to reach the carrots.



DESIGN YOUR OWN EASTER EGGS




Counting 1 to 100




















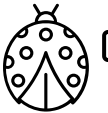

















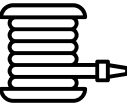


















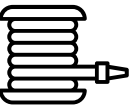



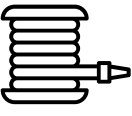















Fill in the missing numbers.

| | | | | | | | | | |
|----|----|----|----|----|----|----|----|----|----|
| 1 | 2 | 3 | 4 | | 6 | 7 | 8 | 9 | 10 |
| 11 | 12 | 13 | 14 | 15 | 16 | 17 | | 19 | 20 |
| 21 | | 23 | 24 | 25 | | 27 | 28 | 29 | 30 |
| 31 | 32 | 33 | | 35 | 36 | 37 | 38 | 39 | 40 |
| 41 | 42 | 43 | 44 | | 46 | 47 | 48 | | 50 |
| 51 | | 53 | 54 | 55 | 56 | 57 | 58 | 59 | |
| 61 | 62 | 63 | 64 | | 66 | | 68 | 69 | 70 |
| | 72 | 73 | | 75 | 76 | 77 | 78 | | 80 |
| 81 | 82 | | 84 | 85 | | 87 | | 89 | 90 |
| | 92 | 93 | 94 | 95 | 96 | | 98 | 99 | |

I SPY SPRING



1. Colour then count each set of icons you find.
2. Write the number beside the icon on the grid.
3. Compare with a friend.

| | | | | | | | |
|---|--|---|---|--|---|---|---|
|  | |  |  |  |  |  |  |
|  | |  |  |  |  |  |  |
|  | |  |  |  |  |  |  |
|  | |  |  |  |  |  |  |
|  | |  |  |  |  |  |  |
|  | |  |  |  |  |  |  |
|  | |  |  |  |  |  |  |
|  | |  |  |  |  |  |  |
|  | |  |  |  |  |  |  |
|  | |  |  |  |  |  |  |
| | |  |  |  |  |  |  |

Easter

WORD SCRAMBLE

Unscramble the words
below

GEG



MABL

NNYUS



NUNBY

ETSBAK



SAREET

INRPGS



WOSRELF

NERPTAT



ORADCEET

NTRAITIDO




TCHOALOCE

Easter

ANSWER KEY

| | |
|-----------|-----------|
| GEG | EGG |
| MABL | LAMB |
| NNYUS | SUNNY |
| NUNBY | BUNNY |
| ETSBAK | BASKET |
| SAREET | EASTER |
| INRPGS | SPRING |
| WOSRELF | FLOWERS |
| NERPTAT | PATTERN |
| ORADECET | DECORATE |
| NTRAITIDO | TRADITION |
| TCHOALOCE | CHOCOLATE |





EASTER WORD SEARCH



Find the hidden Easter words.

T O E G G B R P B H D C
R X E F I R I T U K E H
A A R L D B N T N A N O
D E C O R A T E N S T C
I A E W I S E R Y U A O
T O I E N K N N O N L L
I O R R A E I C C N A A
O A E S A T U C K Y M T
N O S E S P R I N G B E
N P A T T E R N C H K O
S F L O S S L O V E A L
E A S T E R H O E N E D

EGG

LAMB

BUNNY

SUNNY

PATTERN

BASKET

EASTER

SPRING

TRADITION

DECORATE

FLOWERS

CHOCOLATE



ANSWER KEY



EGG

LAMB

BUNNY

SUNNY

PATTERN

BASKET

EASTER

SPRING

TRADITION

DECORATE



FLOWERS

CHOCOLATE

EASTER VOCABULARY


Write the words under the pictures.

Chick - Basket - Bunny - Spring- Lamb
Daffodil - Sunny - Easter - Tulip



BEE COLOR BY NUMBER


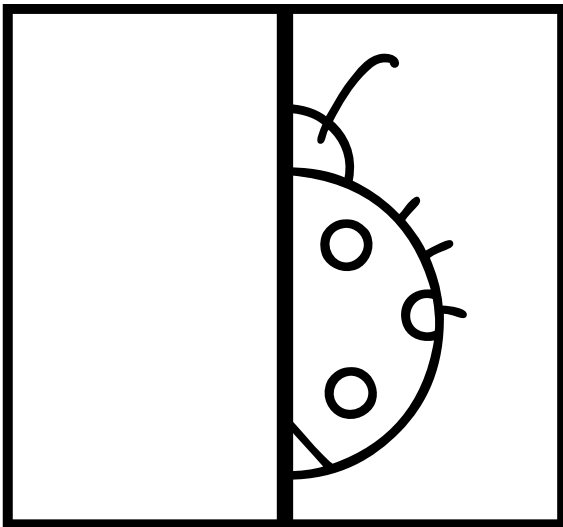


Use the key at the bottom of the page to color the picture.



- 1. pink
- 2. brown
- 3. black
- 4. yellow
- 5. blue
- 6. green
- 7. purple










SPRING SEASON

Draw the other halves and color the pictures.
What are they?



ONE MORE & ONE LESS

Draw one more and one less.



Springtime BINGO!



| | | |
|---|--|---|
|  |  |  |
|  | Free |  |
|  |  |  |
|  |  |  |

Springtime BINGO!



| | | |
|---|---|---|
|  |  |  |
|  | <p>Free</p> |  |
|  |  |  |
|  |  |  |

Springtime

BINGO!



| | | |
|---|---|---|
|  |  |  |
|  | <p>Free</p> |  |
|  |  |  |
|  |  |  |

Springtime BINGO!



| | | |
|--|------|--|
| | | |
| | Free | |
| | | |
| | | |

Springtime BINGO!



| | | |
|--|------|--|
| | | |
| | Free | |
| | | |
| | | |

Bingo Calling Card

Pass out the 'Bingo' cards and then using the images as a guide, call out the springtime vocabulary words in random order until someone gets 'Bingo'.

