










ROLL A Valentine story

Roll the dice 3 times.
Every time you roll, a different element of your story is revealed.
Once you have finished rolling the dice, write or tell your story.

	1ST ROLL CHARACTER	2ND ROLL SETTING	3RD ROLL CONFLICT
	Cupid	At the post office	Somebody loses their voice
	A mail carrier	At a candy store	Somebody forgets what day it is
	My best friend	At a wedding	Somebody forgets how to dance
	My teacher	In a city	Somebody finds a ring
	A shop assistant	At an amusement park	Somebody feels lonely
	A girl / boy	At a restaurant	Someone breaks cupid's bow

VALENTINE'S DAY

WORD SEARCH

M	C	S	I	L	Q	W	V	X	O	C
X	U	H	F	L	O	W	E	R	S	A
C	P	Z	E	B	Q	U	R	T	C	N
C	I	Y	V	A	N	T	O	K	A	D
A	D	C	T	L	R	D	S	I	R	Y
R	L	U	K	L	J	T	E	S	D	Q
I	O	D	P	O	M	I	S	S	D	K
N	V	D	O	O	T	Z	D	T	T	I
G	E	L	E	N	K	N	Y	U	Z	N
I	Y	E	M	S	E	C	F	S	A	D
H	U	G	P	I	U	H	A	N	D	E
H	A	R	R	O	W	V	D	A	T	E
J	F	F	F	E	B	R	U	A	R	Y

ARROW

CARD

CUPID

FLOWERS

HUG

LOVE

BALLOONS

CARING

DATE

FRIENDS

KIND

POEM

CANDY

CUDDLE

FEBRUARY

HEART

KISS

ROSES

Purposefultoyz

VALENTINE'S DAY

WORD SEARCH ANSWERS

M	C	S	I	L	Q	W	V	X	O	C
X	U	H	F	L	O	W	E	R	S	A
C	P	Z	E	B	Q	U	R	T	C	N
C	I	Y	V	A	N	T	O	K	A	D
A	D	C	T	L	R	D	S	I	R	Y
R	L	U	K	L	J	T	E	S	D	Q
I	O	D	P	O	M	I	S	S	D	K
N	V	D	O	O	T	Z	D	T	T	I
G	E	L	E	N	K	N	Y	U	Z	N
I	Y	E	M	S	E	C	F	S	A	D
H	U	G	P	I	U	H	A	N	D	E
H	A	R	R	O	W	V	D	A	T	E
J	F	F	F	E	B	R	U	A	R	Y

ARROW

CARD

CUPID

FLOWERS

HUG

LOVE

BALLOONS

CARING

DATE

FRIENDS

KIND

POEM

CANDY

CUDDLE

FEBRUARY

HEART

KISS

ROSES

Purposefultoyz

VALENTINE'S DAY

WORD SCRAMBLE

EOLV

RBERYAFU

PDUICI

EROSWFL

OESSR

ACYDN

GHUS

RWARO

ERHTA

HELCAOCTO



WSETE

DRSAC

ALOBLOSN


LTVEAENNI







IDFRNE



VALENTINE COUNT



Instructions: Colour the images and write the total of each shape in the grid below:















					
<input type="text"/>	<input type="text"/>	<input type="text"/>	<input type="text"/>	<input type="text"/>	<input type="text"/>

VALENTINE TIC-TAC-TOE

Color and cut out the shapes on page two and use them to play tic-tac-toe with a partner. Can laminate for extended use.





VALENTINES DAY

Write an acrostic poem using the letters below.



V

A

L

E

N

T


I

N

E


REPOSITIONS

Look at where the heart is located and use the correct preposition to indicate its position.




The heart is

the box.



The heart is

the box.




The heart is

the box.




The heart is

the box.



The heart is

the box.

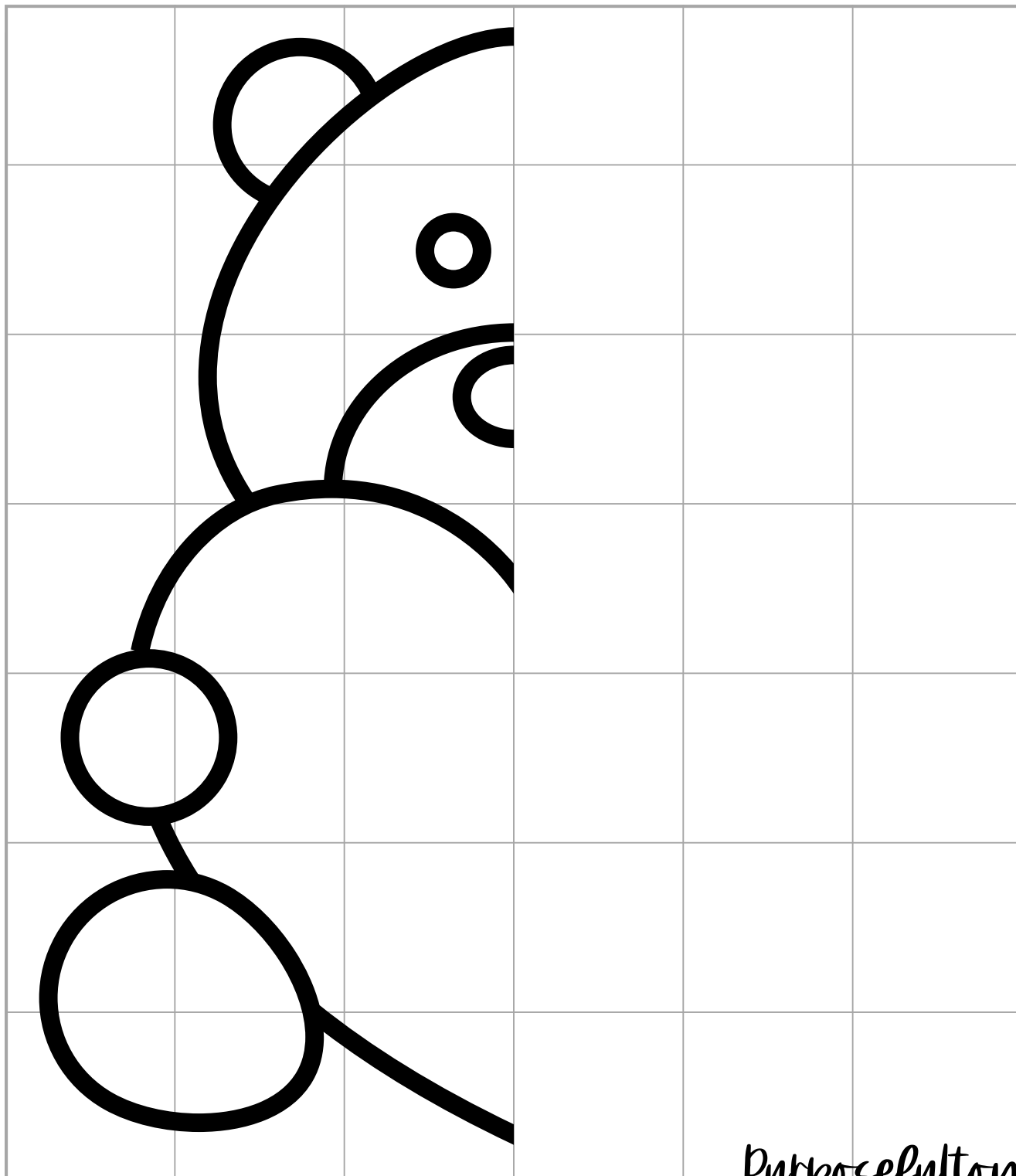


The heart is

the box.


VALENTINES SYMMETRY DRAWING

Use the grid to draw the other side of the bear



VALENTINES SYMMETRY DRAWING


Use the grid to draw the other side of the rose



VALENTINES DAY

HEART MAZE


See if you can reach the end of the maze



Purposefultoyz

Valentine's Day Maze

Help the girl reach her Valentine's Day card.



PurposefulToys